






























1. Which School/Location Do You Wish to Grade?			Response Percent	Response Count
Board of Education Office			0.6%	8
Big Otter Elementary School			15.6%	221
Clay County High School			9.1%	129
Clay County Middle School			33.5%	475
Clay Elementary School			27.4%	389
H. E. White Elementary School			5.6%	79
Lizemores Elementary School			8.3%	117
			answered question	1,418
			skipped question	0

2. Which category best describes you?			Response Percent	Response Count
3rd Grader			10.8%	153
4th Grader			11.2%	159
5th Grader			9.0%	128
6th Grader			9.3%	132
7th Grader			8.0%	113
8th Grader			10.9%	155
Freshman			1.3%	18
Sophomore			1.4%	20
Junior			1.2%	17
Senior			1.3%	19
Staff Member			7.1%	100
Parent/Guardian			27.4%	389

Grandparent		0.3%	4
Other (Describe below)		0.8%	11
		Other (please specify)	10
		answered question	1,418
		skipped question	0

3. What is your feeling about the quality of classroom instruction?			
		Response Percent	Response Count
Completely Satisfied		38.3%	513
Mostly Satisfied		33.0%	442
Satisfied		23.7%	317
Mostly Dissatisfied		2.5%	34
Completely Dissatisfied		2.5%	34
		Optional Comment	134
		answered question	1,340
		skipped question	78

4. What is your feeling about the quality of school leadership?			
		Response Percent	Response Count
Completely Satisfied		37.1%	497
Mostly Satisfied		32.0%	429
Satisfied		21.3%	286
Mostly Dissatisfied		5.7%	77
Completely Dissatisfied		3.8%	51
		Optional Comment	75
		answered question	1,340
		skipped question	78






5. What is your feeling about the learning atmosphere?

		Response Percent	Response Count
Completely Satisfied		34.9%	467
Mostly Satisfied		33.0%	442
Satisfied		24.8%	332
Mostly Dissatisfied		4.6%	61
Completely Dissatisfied		2.8%	38
		Optional Comment	75
		answered question	1,340
		skipped question	78






6. What is your feeling about the attitude of school staff about toward student/parent concerns?

		Response Percent	Response Count
Completely Satisfied		36.6%	491
Mostly Satisfied		24.6%	329
Satisfied		25.0%	335
Mostly Dissatisfied		8.4%	113
Completely Dissatisfied		5.4%	72
		Optional Comment	87
		answered question	1,340
		skipped question	78

7. What is your feeling about the fairness of school staff in disciplining students?

		Response Percent	Response Count
Completely Satisfied		34.5%	462
Mostly Satisfied		24.7%	331
Satisfied		22.5%	301
Mostly Dissatisfied		9.6%	128
Completely Dissatisfied		8.8%	118
Optional Comment			101
answered question			1,340
skipped question			78

8. What is your feeling about how well the school is cleaned and repaired?

		Response Percent	Response Count
Completely Satisfied		37.9%	508
Mostly Satisfied		27.6%	370
Satisfied		22.1%	296
Mostly Dissatisfied		7.5%	101
Completely Dissatisfied		4.9%	65
Optional Comment			124
answered question			1,340
skipped question			78






9. What is your feeling about how attractive the classrooms are?

		Response Percent	Response Count
Completely Satisfied		34.2%	458
Mostly Satisfied		32.3%	433
Satisfied		23.9%	320
Mostly Dissatisfied		5.9%	79
Completely Dissatisfied		3.7%	50
Optional Comment			74
answered question			1,340
skipped question			78






10. What is your feeling about how well school staff grades/evaluates students?

		Response Percent	Response Count
Completely Satisfied		40.6%	544
Mostly Satisfied		30.2%	405
Satisfied		21.9%	294
Mostly Dissatisfied		4.0%	53
Completely Dissatisfied		3.3%	44
Optional Comment			70
answered question			1,340
skipped question			78








11. What is your feeling about how well school staff communicate with parents and the community?

		Response Percent	Response Count
Completely Satisfied		39.4%	528
Mostly Satisfied		26.3%	352
Satisfied		23.7%	318
Mostly Dissatisfied		6.0%	80
Completely Dissatisfied		4.6%	62
		Optional Comment	74
		answered question	1,340
		skipped question	78

12. What is your feeling about the amount and quality of parent involvement at the school?

		Response Percent	Response Count
Completely Satisfied		36.9%	494
Mostly Satisfied		25.0%	335
Satisfied		26.3%	352
Mostly Dissatisfied		5.7%	77
Completely Dissatisfied		6.1%	82
		Optional Comment	69
		answered question	1,340
		skipped question	78

13. Thank you for completing this Satisfaction Survey. Your input is important to us. The information obtained from this survey will be used to assist school personnel in making decisions to improve the quality of Clay County Schools. Your identity will remain confidential. However, if you do not wish your identity to remain confidential, you are welcome to supply the following information.

		Response Percent	Response Count
Name:		81.7%	197
Address:		56.8%	137
City/Town:		75.5%	182
State:		92.1%	222
ZIP/Postal Code:		65.6%	158
Email Address:		37.3%	90
Phone Number:		61.0%	147
		<i>answered question</i>	241
		<i>skipped question</i>	1,177